

VENUS

Chrome-plated Electric



VENUS CHROME-PLATED ELECTRIC

height 1720 mm, length 595 mm. Chrome-plated finish (cod. 50).

ELECTRIC
RADIATORS






Technical features:

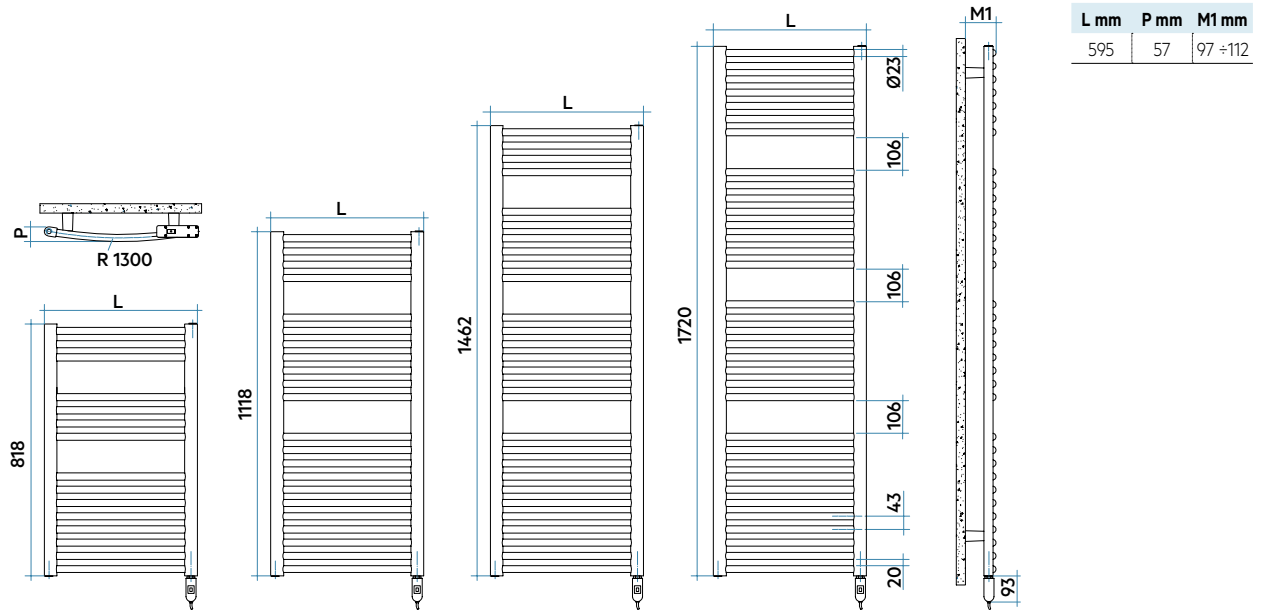
- electric steel towel warmer radiator
- horizontal elements with round tubes 23 mm diameter
- side manifolds with a 40x30 mm semioval section
- complete with thermal liquid
- power cable, length 1200 mm, SCHUKO plug

Price included:

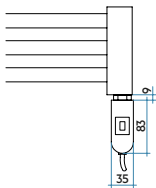
- 4 chrome-plated infratube for wall fixing

Finishes available	Surcharge
Chrome-plated (cod. 50)	

ELECTRIC HEATERS AVAILABLE			WIFI CONTROL *
<p>ELECTRIC HEATING ELEMENT WITH ON/OFF SWITCH (TYPE I)</p>  <p>Electric heating element with built-in ON/OFF switch. Insulation class: I. Protection index: IP54. The electronics are supplied in glossy chrome color.</p>	<p>ELECTRIC HEATING ELEMENT WITH REGULATOR TO CONTROL THE INTERNAL TEMPERATURE OF THE FLUID (TYPE K)</p>  <p>Electric heating element with 4-pole connector with electronic thermostat for regulating the temperature of the internal fluid. Insulation class: I. Protection index: IP44. The electronics are supplied in glossy chrome color.</p>	<p>ELECTRIC HEATING ELEMENT WITH IR ELECTRONIC CONTROL (TYPE H)</p>  <p>Digital electronic control for regulating the ambient temperature, programmable weekly. Insulation class: II. Protection index: IP44. The electronics are supplied in glossy chrome color.</p> <p>ECO</p>	<p>ELECTRIC HEATING ELEMENT WITH WI-FI ELECTRONIC CONTROL (TYPE E)</p>  <p>Control your radiator remotely using the IRSAP NOW app available from:</p> <p>Available on the </p> <p>Compatible with the systems: </p> <p>WiFi electronic control for regulating the ambient temperature, programmable weekly. Insulation class: II. Protection index: IP24.</p> <p>* Available only for UE and CH.</p> <p>View the online guides at: now.irsap.com</p> 

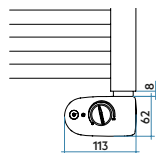


VENUS CHROME-PLATED ELECTRIC WITH SWITCH (I)



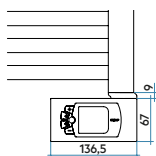
Model	Code	Depth P mm	Height H mm	Width L mm	Weight Kg	Electric Power	
						Watt	
818 - 15 rails - 2 espaces	MIS060 I 50 IR 01 NNN	55	818	595	10,2	300	
1118 - 22 rails - 2 espaces	MIM060 I 50 IR 01 NNN	55	1118	595	14,4	400	
1462 - 28 rails - 3 espaces	MIL060 I 50 IR 01 NNN	55	1462	595	18,4	400	
1720 - 34 rails - 3 espaces	MIG060 I 50 IR 01 NNN	55	1720	595	22,1	700	

VENUS CHROME-PLATED ELECTRIC WITH REGULATOR TO CONTROL THE INTERNAL TEMPERATURE OF THE FLUID (K)



Model	Code	Depth P mm	Height H mm	Width L mm	Weight Kg	Electric Power	
						Watt	
818 - 15 rails - 2 espaces	MIS060 K 50 IR 01 NNN	55	818	595	10,1	300	
1118 - 22 rails - 2 espaces	MIM060 K 50 IR 01 NNN	55	1118	595	14,3	400	
1462 - 28 rails - 3 espaces	MIL060 K 50 IR 01 NNN	55	1462	595	18,2	400	
1720 - 34 rails - 3 espaces	MIG060 K 50 IR 01 NNN	55	1720	595	22,1	700	

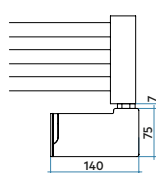
VENUS CHROME-PLATED ELECTRIC WITH ELECTRONIC CONTROL (H)



Model	Code	Depth P mm	Height H mm	Width L mm	Weight Kg	Electric Power	
						Watt	
818 - 15 rails - 2 espaces	MIS060 H 50 IR 01 NNN	55	818	595	10,4	300	
1118 - 22 rails - 2 espaces	MIM060 H 50 IR 01 NNN	55	1118	595	14,8	400	
1462 - 28 rails - 3 espaces	MIL060 H 50 IR 01 NNN	55	1462	595	18,8	400	
1720 - 34 rails - 3 espaces	MIG060 H 50 IR 01 NNN	55	1720	595	22,4	700	



VENUS CHROME-PLATED ELECTRIC WITH WI-FI ELECTRONIC CONTROL (E)



Model	Code	Depth P mm	Height H mm	Width L mm	Weight Kg	Electric Power	
						Watt	
818 - 15 rails - 2 espaces	MIS060 E 50 IR 01 NNN	55	818	595	10,7	300	
1118 - 22 rails - 2 espaces	MIM060 E 50 IR 01 NNN	55	1118	595	15,0	400	
1462 - 28 rails - 3 espaces	MIL060 E 50 IR 01 NNN	55	1462	595	19,0	400	
1720 - 34 rails - 3 espaces	MIG060 E 50 IR 01 NNN	55	1720	595	22,7	700	



Key Codes

