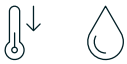




PIANO HORIZONTAL

12 elements, height 680 mm, length 1520 mm. North Sea Blue finish (cod. 1P). Configuration cod. 01.



Technical features:

- manifolds with a 30 mm diameter circular section
- tubes made of sheet steel with a 50x10 mm rectangular section
- manifold threading 1/2" Gas right
- maximum working pressure 4 bar
- maximum working temperature 95°C

Price included:



Finishes available	Surcharge
Standard White	
Classic finishes	
Special finishes	
Other RAL colors	

Finishing codes see page 596.

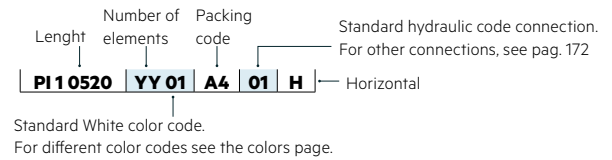


Model	Code	Depth		Lenght		Conn. C.		Weight	Cap.
		P mm	L mm	L' mm	Kg	lt			
520	PI1 0520 YY 01 A4 01 H	38	520	470	0,64	0,25			
700	PI1 0700 YY 01 A4 01 H	38	700	650	0,82	0,31			
920	PI1 0920 YY 01 A4 01 H	38	920	870	1,04	0,39			
1220	PI1 1220 YY 01 A4 01 H	38	1220	1170	1,39	0,48			
1520	PI1 1520 YY 01 A4 01 H	38	1520	1470	1,64	0,60			
1820	PI1 1820 YY 01 A4 01 H	38	1820	1770	1,94	0,70			
2020	PI1 2020 YY 01 A4 01 H	38	2020	1970	2,14	0,77			
2220	PI1 2220 YY 01 A4 01 H	38	2220	2170	2,39	0,83			
2520	PI1 2520 YY 01 A4 01 H	38	2520	2470	2,64	0,94			

Number of elements:

Radiators with an odd number of elements will be supplied at the same price as a radiator with the next even number of elements.
For example: a PIANO Horizontal 1820 lenght and 9 elements wide = the price of a PIANO Horizontal 1820 lenght and 10 elements wide

Key Codes



Standard White color code.
For different color codes see the colors page.

PIANO Horizontal: Power in Watt for linear metre


N. el.	4	6	8	10	12	14	16	18	20	22	24	26	28	30
Btu/h a Δt= 50°C	899,2	1327,4	1745,9	2154,6	2553,3	2942,9	3322,5	3692,6	4053,4	4405,4	4748,2	5082,1	5407,4	5727,0
Watt a Δt= 50°C	263,4	388,8	511,4	631,1	747,9	862	973,2	1081,6	1187,3	1290,4	1390,8	1488,6	1583,9	1677,5
Watt a Δt= 40°C	200,3	294,8	389,0	481,5	572,4	661,8	749,5	835,5	920,1	998,9	1075,5	1149,9	1222,2	1293,0
Watt a Δt= 30°C*	140,7	206,3	273,3	339,7	405,4	470,6	535,2	599,0	662,3	718,0	772,0	824,3	875,0	924,4
Watt a Δt= 20°C	85,5	124,8	166,2	207,8	249,4	291,1	332,9	374,8	416,7	450,9	483,9	515,7	546,3	576,0
Modification index	1,228	1,241	1,227	1,213	1,199	1,185	1,171	1,157	1,143	1,148	1,152	1,157	1,162	1,167

(*) Thanks to the high performance of Irsap PIANO Horizontal radiators, the ideal Δt for low temperature projects is Δt at 30°C.

For Δt different from 50°C use the formula: Q=Qn (Δt / 50)ⁿ


Special Options

Cod. 88



Welded manifolds
50 mm pitch
Universal connection

Cod. 82



Welded manifolds

Manifolds:

The pipefittings welded on the side manifold can be positioned at any point at a specified distance between centres. It is compulsory in this type of installation to install a diaphragm during production to ensure the product functions correctly. The minimum possible distance between centres is equal to 50 mm (cod. 88), while the maximum distance depends on the length of the radiator (cod. 82). The maximum distance between centres is equal to the number of elements - 1 multiplied by 56 (element pitch): H' = 56 x (n° of elements - 1).

Side Connections (Cod. M82, M88): for side water connections insert an internal flow diverter to the bottom manifold


Internal Diaphragm (Cod. M80): Prearrangement for side connections with 1/2" welded fittings and internal baffle

Configured for connection with single-pipe valve: connection available only for modul and/or double-pipe systems, no monotube valve with loop - (specify water inlet)

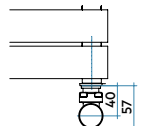
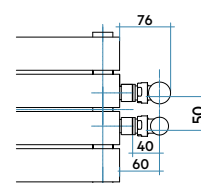
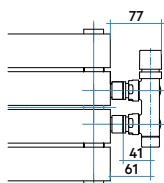
For other connections see page 172

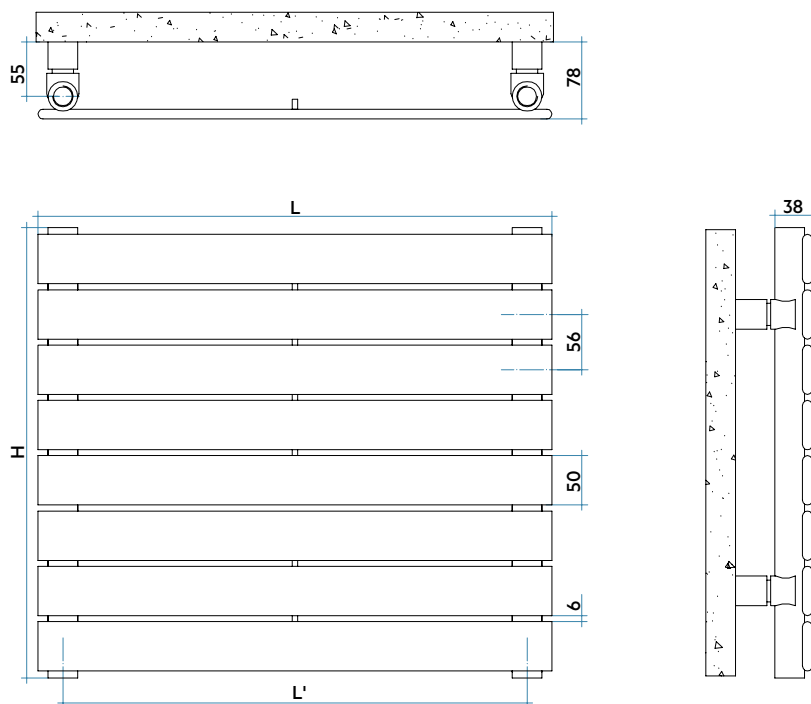
Connection dimensions with IRSAP valves

Cod. 80



Internal Diaphragm

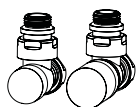




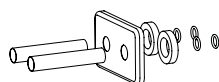
COMPLETE BATTERY DATA

(H)	LENGHT (L)									
	520	700	920	1220	1520	1820	2020	2220	2520	
Height mm 232 yy = N° elem. 4	W	137	184	242	321	400	479	532	585	664
Height mm 344 yy = N° elem. 6	W	202	272	358	474	591	708	785	863	980
Height mm 456 yy = N° elem. 8	W	266	358	470	624	777	931	1033	1135	1289
Height mm 568 yy = N° elem. 10	W	328	442	581	770	959	1149	1275	1401	1590
Height mm 680 yy = N° elem. 12	W	389	524	688	912	1137	1361	1511	1660	1885
Height mm 792 yy = N° elem. 14	W	448	603	793	1052	1310	1569	1741	1914	2172
Height mm 904 yy = N° elem. 16	W	506	681	895	1187	1479	1771	1966	2161	2452
Height mm 1016 yy = N° elem. 18	W	562	757	995	1320	1644	1969	2185	2401	2726
Height mm 1128 yy = N° elem. 20	W	617	831	1092	1449	1805	2161	2398	2636	2992
Height mm 1240 yy = N° elem. 22	W	671	903	1187	1574	1961	2349	2607	2865	3252
Height mm 1352 yy = N° elem. 24	W	723	974	1280	1697	2114	2531	2809	3088	
Height mm 1464 yy = N° elem. 26	W	774	1042	1370	1816	2263	2709	3007		
Height mm 1576 yy = N° elem. 28	W	824	1109	1457	1932	2408	2883			
Height mm 1688 yy = N° elem. 30	W	872	1174	1543	2047	2550	3053			

Decorative & Technical Accessories



Kit Valves and
Lockshield valve
Pag. 562



Pipe cover kit
Pag. 566

